



791K-PB-MK

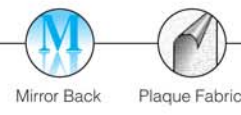
Shown in Carmel Oak

791
Oak framed case with 3 full-length adjustable shelves and hinged doors.
measures **48”L x 77”H x 18”D** with built-in lighting.

WOOD FINISHES



DISPLAY BACKS

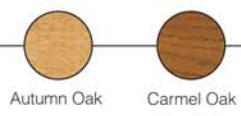


691K-PB-AK

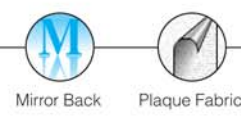
Shown in Autumn Oak

691
Oak framed case with 3 full-length adjustable shelves and sliding doors.
measures **48”L x 77”H x 18”D** with built-in lighting.

WOOD FINISHES



DISPLAY BACKS

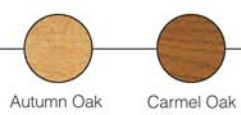


694K-PB-MK

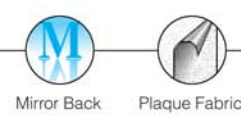
Shown in Carmel Oak

694
Oak framed case with 3 full-length adjustable shelves and sliding doors.
measures **36”L x 77”H x 18”D** with built-in lighting.

WOOD FINISHES



DISPLAY BACKS

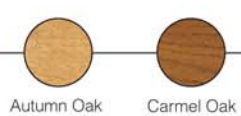


792K-MB-AK

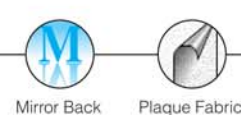
Shown in Autumn Oak

792
Oak framed case with 3 full-length adjustable shelves and hinged door.
measures **25”L x 77”H x 18”D** with built-in lighting.

WOOD FINISHES



DISPLAY BACKS



M

MONARCH SERIES



The uncommon look of the Monarch Series is a great way to house your extraordinary accomplishments. Monarch dresses up its surrounding with any of the three contemporary laminate choices available for the base. Anodized aluminum framing secures the tempered glass doors and built-in lock. The 571, 573, and 575 Monarch showcases come complete with interior lighting for added emphasis. The Monarch Series is offered in three different size configurations. Inside Monarch, your best will not go unnoticed. ■

ALSO AVAILABLE WITH LIGHT

572WB-SN-SS



Shown in Satin Natural with Silver Swirl Base

LIGHT BUILT-IN

ALSO AVAILABLE WITHOUT LIGHT

573WB-BZ-BM



Shown in Dark Bronze with Black Marble Base

LIGHT BUILT-IN

ALSO AVAILABLE WITHOUT LIGHT

575WB-GD-BS



Shown in Gold with Beige Stone Base

572

Aluminum framed case with sliding glass doors built-in lights 4 half-length glass shelves measures **48"W x 72"H x 16"D** including 12"H base.

ALUMINUM FRAMES



Satin Natural

Dark Bronze

Gold

BASE FINISHES



Beige Stone

Silver Swirl

Black Marble

DISPLAY BACKS



Mirror

Plaque Fabric

White Laminate

573

Aluminum framed case with sliding glass doors built-in lights 4 half-length glass shelves measures **72"W x 72"H x 16"D** including 12"H base.

ALUMINUM FRAMES



Satin Natural

Dark Bronze

Gold

BASE FINISHES



Beige Stone

Silver Swirl

Black Marble

DISPLAY BACKS



Mirror

Plaque Fabric

White Laminate

575

Aluminum framed case with hinged glass door built-in lights full-length glass shelves with adjustable clips. measures **24"W x 72"H x 24"D** including 12"H base.

ALUMINUM FRAMES



Satin Natural

Dark Bronze

Gold

BASE FINISHES



Beige Stone

Silver Swirl

Black Marble

DISPLAY BACKS



Mirror

Plaque Fabric

White Laminate

F

HERITAGESERIES



With its traditional good looks and solid construction, Heritage Series cases will stand the test of time. These wooden display cases offer such premium features as sliding tempered glass doors, built-in locks, steel shelving hardware and floor levers. May also be used with a separate cornice lighting fixture for an enhanced presentation. Available in two distinct sizes and your choice of either oak or hardwood. With over a century of experience behind them, Heritage Series display cases continue to be a favorite. ■